FOR ANY TOUCH PANEL OR OTHER ACCESSORIES ASSEMBLED WITH FRAME GLUE, A PERMANENT AND RELIABLE MECHANICAL STRUCTURE NEEDS TO BE DESIGNED ON CUSTOMER'S WHOLE MACHINE TO HOLD THEM IN PLACE TO AVOID LOOSE.

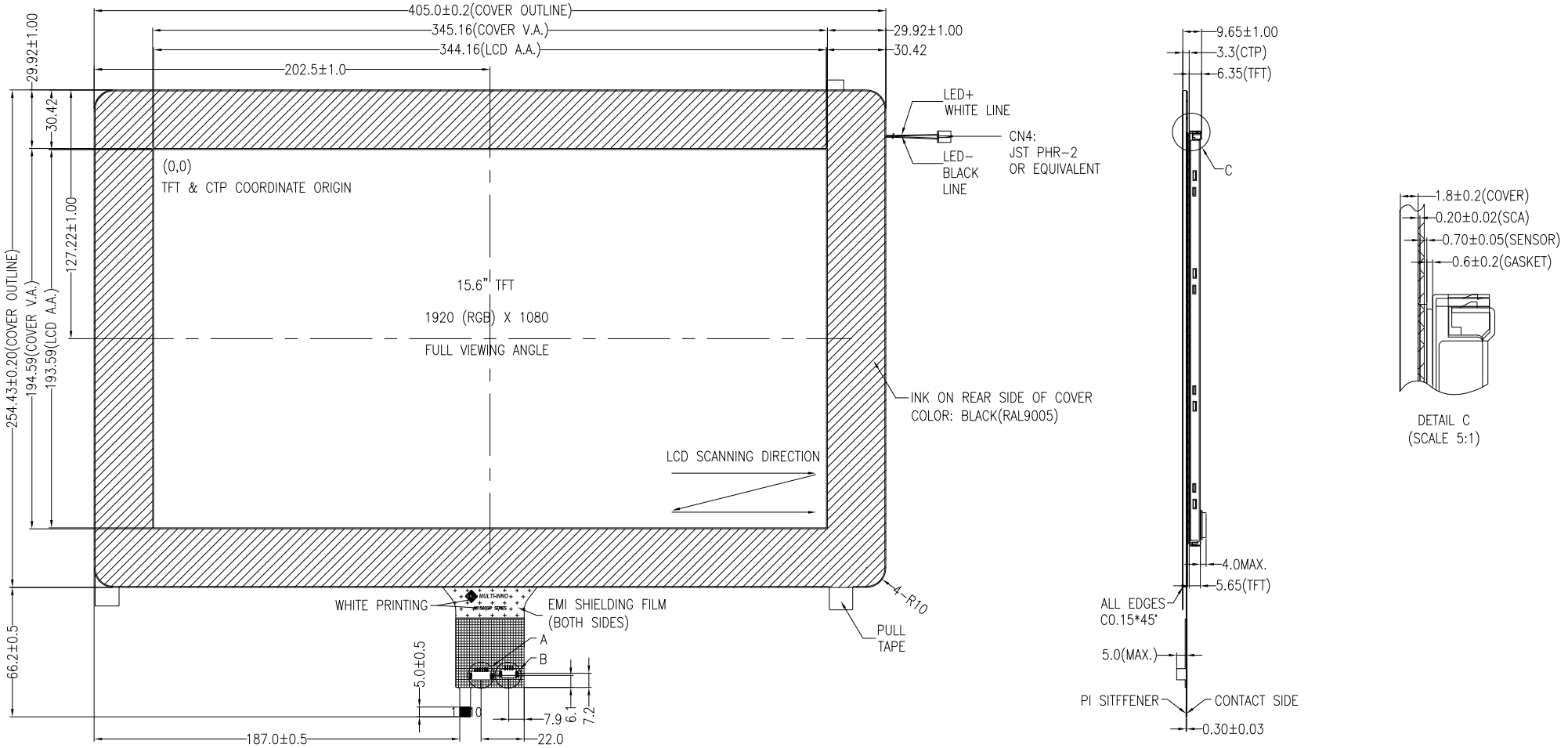

NOTES FOR TFT:

1. DISPLAY TYPE: TFT, TRANSMISSIVE, NORMALLY BLACK
2. OPERATING VOLTAGE: LCD_VCC=3.3V (TYP.)
3. VIEWING DIRECTION: FULL VIEWING ANGLE
4. DRIVER IC: HX8036-A52
5. BACKLIGHT TYPE: WHITE LED, If=360mA, Vf=28V~34V
6. TOP POLARIZER SURFACE TREATMENT: ANTI-GLARE

NOTES FOR OTHERS:

1. OPERATING TEMP.: -20°C ~ 70°C
2. STORAGE TEMP.: -30°C ~ 80°C
3. SURFACE LUMINANCE: 680 CD/M^2 (TYP.)
4. ONLY THE SINGLE LAYER AREA ON FPC IS BENDABLE AND THE MINIMUM BEND RADIUS IS 1.5MM
5. UNMARKED TOLERANCE: ±0.5MM
6. ROHS COMPLIANT

NOTES FOR CTP:

1. 15.6INCH PROJECTIVE CAPACITIVE TOUCH PANEL
2. COVER GLASS + SENSOR GLASS + FPCA
3. OPERATING VOLTAGE: IIC_VDD=3.3V, USB_VDD=5.0V
4. DRIVER IC: ILI2511
5. INTERFACE: IIC/USB
6. RESOLUTION: TBD
7. MULTI-FINGER: 10MAX.
8. HARDNESS OF COVER SURFACE: ≥6H (750g)
9. FIRMWARE FILE: TBD

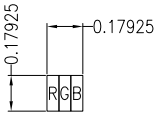

PIXEL DETAL
(SCALE 80:1)

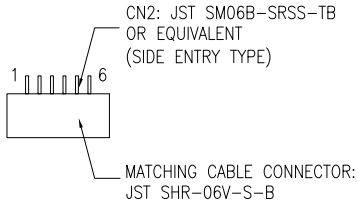

DETAIL A
(SCALE 4:1)

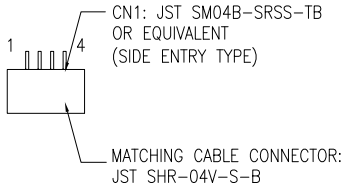

DETAIL B
(SCALE 4:1)

MULTI-INNO TECHNOLOGY CO., LTD.

				DRAWN BY:	RITA		MODULE P/N:
				CHECKED BY:		SCALE : 1/1	MI1560RT-2CP4-A
01	FIRST ISSUE	RITA	2025.04.07	APPROVED BY:		UNIT: mm	DESCRIPTION:
VER.	REVISED DESCRIPTION	REVISER	DATE	VERSION NO:	01	SHEET NO.: 1/2	TFT + CTP MODULE

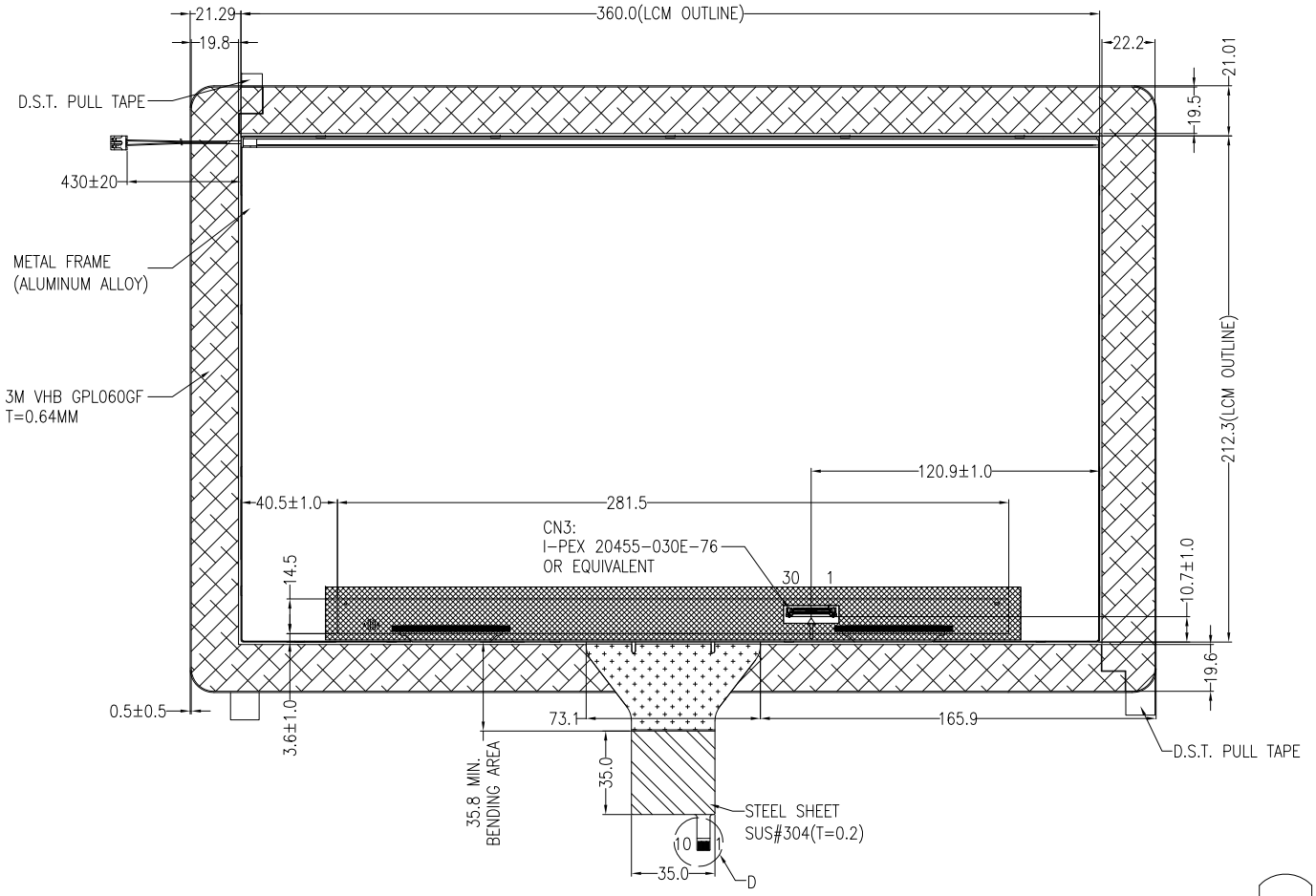

CN1 (CTP USB)		CN3 (LCM)	
PIN	SYMBOL	PIN	SYMBOL
1	USB_VDD (5.0V)	1	NC
2	USB_D-	2	GND
3	USB_D+	3	LANE1 (N)
4	VSS	4	LANE1 (P)
		5	GND
		6	LANE0 (N)
		7	LANE0 (P)
		8	GND
		9	AUX-CH (P)
		10	AUX-CH (N)
		11	GND
		12	LCD_VCC
		13	LCD_VCC
		14	NC
		15	GND
		16	GND
		17	HPD
		18	GND
		19	GND
		20	GND
		21	GND
		22	NC
		23	NC
		24	NC
		25	NC
		26	NC
		27	NC
		28	NC
		29	NC
		30	NC

CN2 (CTP IIC)	
PIN	SYMBOL
1	VSS
2	IIC_VDD (3.3V)
3	IIC_RST
4	IIC_SCL
5	IIC_INT
6	IIC_SDA

PIN ASSIGNMENT (CTP USB & IIC)	
PIN	SYMBOL
1	VSS
2	USB_VDD (5.0V)
3	USB_D-
4	USB_D+
5	VSS
6	IIC_VDD (3.3V)
7	IIC_RST
8	IIC_SCL
9	IIC_INT
10	IIC_SDA

CN4 (BACKLIGHT)	
PIN	SYMBOL
1	LED+ (WHITE LINE)
2	LED- (BLACK LINE)



BACKLIGHT CIRCUIT DIAGRAM

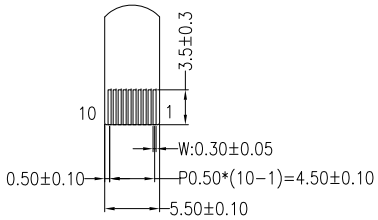

DETAIL D
(SCALE 4:1)

MULTI-INNO TECHNOLOGY CO., LTD.

DRAWN BY:	RITA		MODULE P/N:
CHECKED BY:		SCALE : 1/1	MI1560RT-2CP4-A
APPROVED BY:		UNIT: mm	DESCRIPTION:
VERSION NO:	01	SHEET NO.: 2/2	TFT + CTP MODULE

VER.	REVISED DESCRIPTION	REVISER	DATE
01	FIRST ISSUE	RITA	2025.04.07